

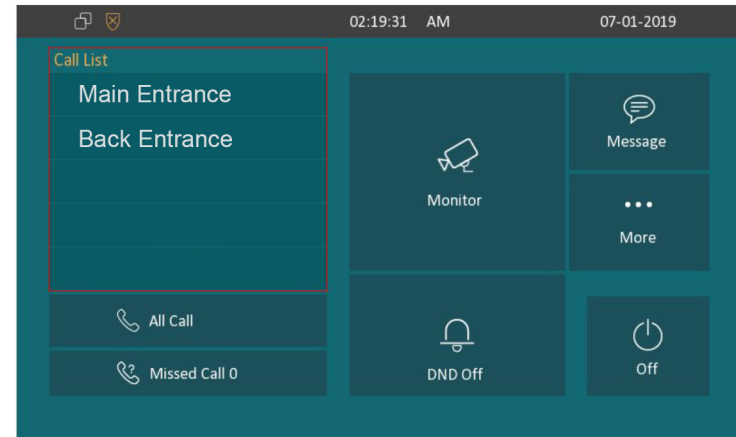


# C313 Series Indoor Monitor User Manual

## Calling The Main Entrance

In the home screen, choose a number from the **Call List**

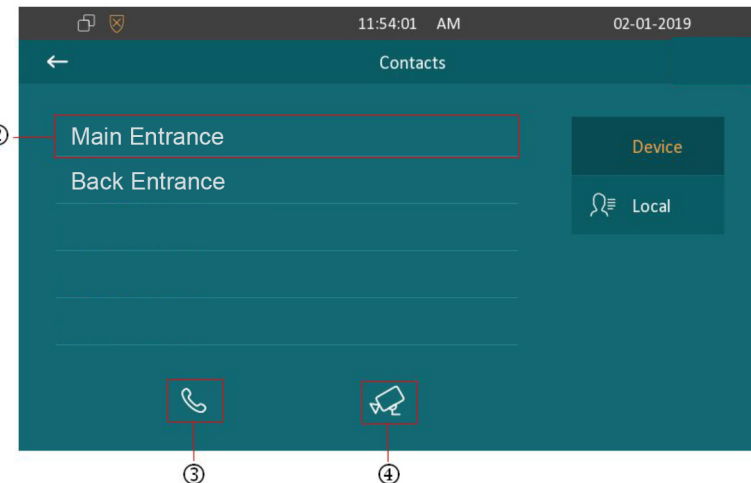
- Scroll up or down the **Call List** to choose the contact



## Calling From Contact List

It will display the devices connected with C313X on the contact interface. On the device, go to **More - Contact - Device**.

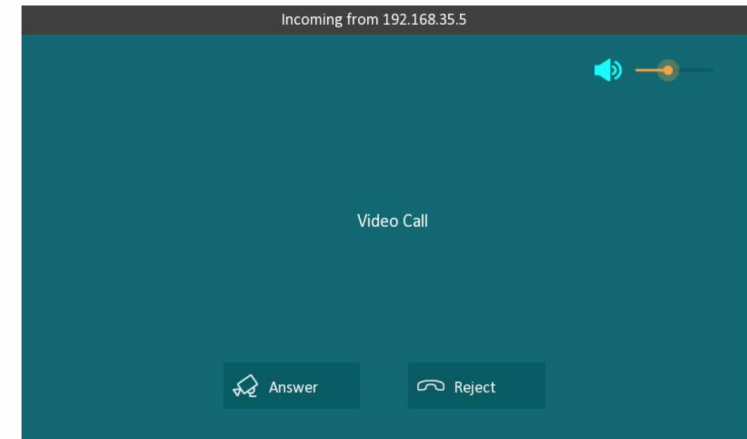
- Choose a device ② that you want to call.
- Choose **Audio** ③ or **Video** ④ mode to call out.



## Receiving A Call

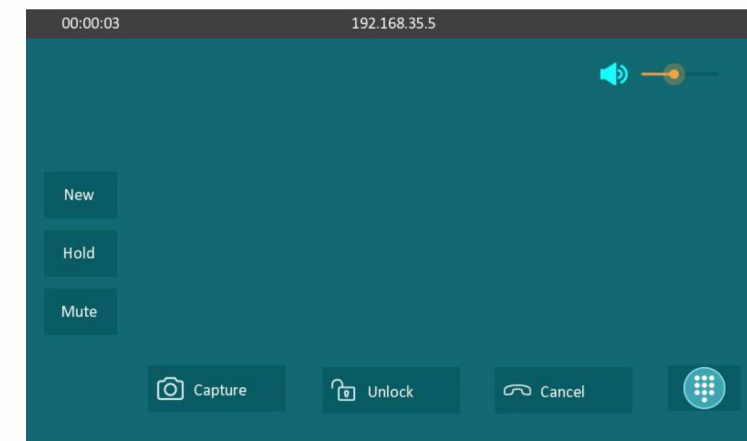
C313X will display a preview when receiving a call.

- Tap **Answer** to pick up the incoming call.
- Tap **Reject** to reject the incoming call. Swipe the volume line on the right side to adjust the ring tone volume.



## During The Call (Actions)

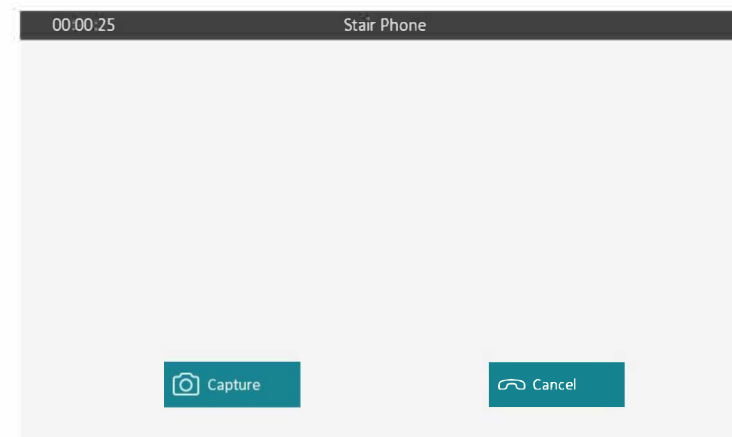
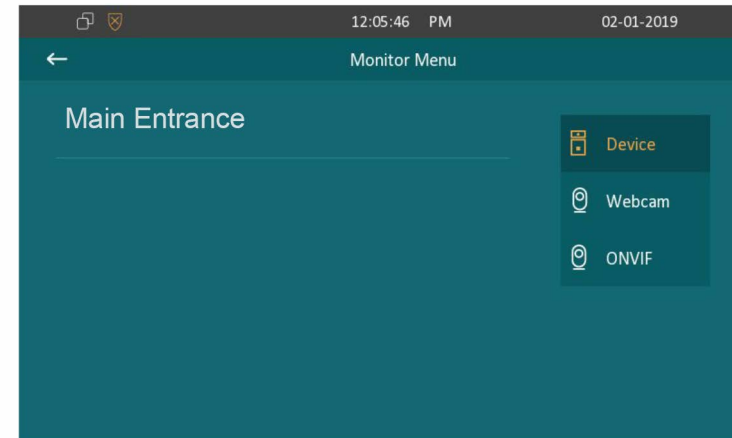
- Tap **Unlock** to open the door
- Tap **Cancel** to hang up the current call.
- Tap **Hold** to hold the current call. The call can be resumed or canceled later.
- Tap **Mute** to eliminate the voice on C313X's side.



## Checking The Monitor

Choose the outdoor devices from the list. The real-time video from the door phone or IP camera will show in the screen .

- Press **Capture** to take a screen shot.
- Press **Cancel** to exit.





**GLOBAL VISIONS INC.**  
877-725-8869  
[www.globalvisionsinc.com](http://www.globalvisionsinc.com)

**NOTICE:**

User manual can be viewed on Global Visions website.

